



SKETCHUP

Interior Designing and Civil Engineering Software Training Program

Who can do?

- Fresh University Graduates who would like to know and understand about knowledge of Sketchup Software.
- Already working people in interior designing, civil, electrical engineers, and architects who are willing to update and learn the new methodologies of Sketchup.
- Who want to be good and reputable jobs in the market and are like to enhance their skills in Sketchup Software.

**100,000+ Students
have been Trained**

since
1997

**Program is
offered by**

3D EDUCATORS
22 Years of
Excellence in
Training &
Development
INT

**Invest in
People the
only Asset
that Appreciates**



SKETCHUP

Training Program

100,000+ Students
have been Trained

since
1997



Table of Content

Detail

Inauguration

Structure

Topics & Time Allocation

Other Learning Activities

About the Program Designer & Instructor

Syllabus

SKETCHUP

Training Program

100,000+ Students
have been Trained

since
1997



Course Outline

This Course is comprehensively designed for interior designers, engineers, who are concerned with the civil, architect, mechanical & electrical and general people who are interested to establish their future in the same field. The course will cover in detail with Sessions at 3D EDUCATORS with state of art computer labs

- Complete tools of Sketchup
- Designing on 2D and 3D
- 3D Modeling and Techniques
- Working with Files and Objects
- Transforming Objects
- Overview Lab

Inauguration

The Training Program will be inaugurated by a senior member of 3DEducators.

Program Structure

No of classes per week	01 - Class
Duration of each class	02 - Hour
Total Duration	40 Hours

Other Learning Activities

Classroom Assignments	02
Presentations by Trainees	01
Total Labs	12
Final Project	01

SKETCHUP

Training Program

100,000+ Students
have been Trained

since
1997



SKETCHUP

Month 1 – SketchUp Basics & Core Tools

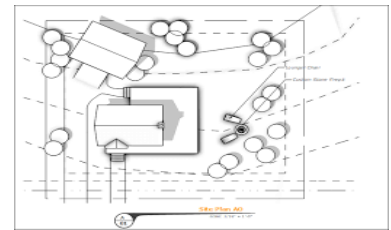
Week 1 – *Introduction & Setup*

- Overview of SketchUp versions
- Interface, toolbars, and workspace customization
- Navigation: orbit, pan, zoom
- Setting up units & templates



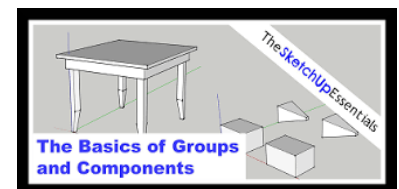
Week 2 – *Drawing Essentials*

- Line, rectangle, circle, polygon tools
- Push/Pull basics for 3D shapes
- Move, rotate, offset, scale tools



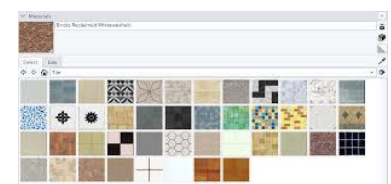
Week 3 – *Groups, Components & Organization*

- Creating groups vs. components
- Nesting & editing components
- Using Outliner & Tags (layers)



Week 4 – *Materials & Textures*

- Applying and editing built-in materials
- Importing custom textures (wood, tiles, fabrics)
- Texture scaling & alignment



SKETCHUP

Training Program

100,000+ Students
have been Trained

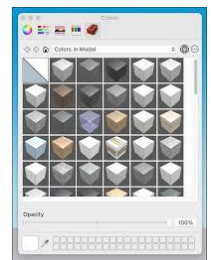
since
1997



Month 2 – Intermediate Modeling & Visualization

Week 5 – Furniture & Fixtures (Interior Focus)

- Importing models from 3D Warehouse
- Creating simple furniture & decor items
- Optimizing heavy models



Week 6 – Scenes & Styles

- Creating camera views & scenes
- Applying styles (sketch, hidden line, realistic)
- Exporting images



Week 7 – Interior Design Project (Part 1)

- Setting up an apartment interior (walls, floors, doors, windows)
- Space planning basics



Week 8 – Interior Design Project (Part 2)

- Adding furniture & materials
- Lighting concepts (natural + artificial with plugins)
- Preparing simple renders

SKETCHUP

Training Program

100,000+ Students
have been Trained

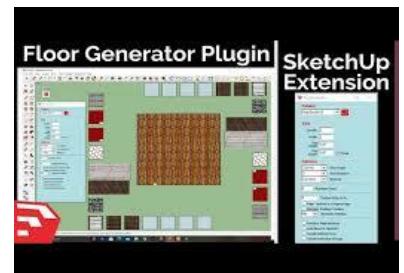
since
1997



Month 3 – Advanced Tools & Projects

Week 9 – *Plugins & Extensions*

- Popular extensions (V-Ray/Enscape for rendering, Floor Generator, Curic tools)
- Managing & installing plugins



Week 10 – *Commercial Flat Design (Part 1)*

- Creating layout for a small commercial flat/office
- Modeling walls, partitions, and structural elements

Week 11 – *Commercial Flat Design (Part 2)*

- Applying materials, signage, and furniture
- Lighting setup for commercial space



Week 12 – *Final Project Wrap-Up & Presentation*

- Exporting high-quality renders & walkthroughs
- Preparing a portfolio presentation of both projects
- Q&A + Tips for professional use of SketchUp

SKETCHUP

Training Program

100,000+ Students
have been Trained

since
1997



ONLINE LIVE CLASSES FACILITY AVAILABLE

- Instructor Led Training
- Real Time Presentations
- Interactive Classes
- Complete Notes and Other Stuff shall be provided through our Secure Student Login Member's Area
- For Online Live Classes, you may please download the Admission Form through our website <http://www.3deducators.com>. Fill it properly and attached the required document along with Picture and send back to info@3deducators.com with scanned fee submitted voucher in the bank.
- For Pakistan you may submit the fee at any MCB Branch with the title of "3D EDUCATORS-TRAINERS & CONSULTANTS".
- If you are outside Pakistan then you may transfer via Bank to Bank or any western union, Fast Track, Money Gram or else International Transfer Body.
- After Admission, if you don't have GMAIL Account then you are requested to kindly make one GMAIL Account and shared it info@3deducators.com. Then further correspondence shall be made by our institute official.
- Extra Bandwidth Charges shall be incurred.

DISTANCE NOT MATTER

You can join in the live classes Sessions of 3D EDUCATORS – TRAINERS & CONSULTANTS from anywhere of the world.

SKETCHUP

Training Program

100,000+ Students
have been Trained

since
1997



PRECAUTIONARY MEASURES

- During Classes, you are requested to make sure that you are in isolated room, where no noise should be there except your voice.
- Kindly Switch Off your Cell Phone during the class, because it will disturb the quorum of class.
- If you have taken the admission in the course online lonely, then ethically it is recommended and suggested that you alone in the class.
- Recording of Lectures are not allowed at your end.

This world is emerging and growing in the 21st Century very rapidly because of latest and remarkable technologies and its advancement. Due to advancement of technology, we 3D EDUCATORS offer Live Interactive class sessions

3D EDUCATORS believe on Information Technology and its systems. Now you can also avail this facility at your home.

CONTACT US

021-34141329, 021-34857148
0333-2402474

info@3deducators.com
<http://www.3deducators.com>

Get the Admission Form

Download Form 

MANAGEMENT
3D EDUCATORS
TRAINERS & CONSULTANTS